

Crazy Train

Ozzy Osbourne

Track: Randy Rhoads | 1974 Gibson Les Paul Custom | Lead Guitar - Distortion Guitar

♩ = 138

R.I.P Randall William Rhoads (1956-1982)

Intro pt. 1

	1	2	3	4	5	6
E						
B						
G						
D						
A						
E						

All Ab - oard!

Ha - ha - ha - ha - ha - ha!

Aiye! Aiye! Aiye! Aiye! Aiye! Aiye! aiye!

fade in
F. H.

7	8	9

Use bridge pickup and scrape and bounce the pick down slowly past the bridge

10

Intro pt. 2 Randy double-tracked the guitars, including the solo

Key: F#m + AMaj

11 12

13 14

15 16

17 18 D5 E5

Detailed description of the guitar tab: The tab consists of four systems of six-line staves. Each system represents two measures of music. Measure 11 (first system) has notes 2, 2, 4, 2, 5, 2, 4, 2. Measure 12 (second system) has notes 2, 5, 4, 5, 2, 5, 4, 0. Measure 13 (third system) has notes 2, 2, 4, 2, 5, 2, 4, 2. Measure 14 (fourth system) has notes 2, 5, 4, 5, 2, 5, 4, 0. Measure 15 (fifth system) has notes 2, 2, 4, 2, 5, 2, 4, 2. Measure 16 (sixth system) has notes 2, 5, 4, 5, 2, 5, 4, 0. Measure 17 (seventh system) has notes 2, 2, 4, 2, 5, 2, 4, 2. Measure 18 (eighth system) has notes 3, 5, 2, 4, 0, 2, 0, 2. Above measure 18, the chords D5 and E5 are indicated. The final measure (18) ends with a double bar line.

Pre - Verse

19 P. M. -----| A P. M. -----| E P. M. -----| D P. M. -----| A A

21 P. M. -----| A P. M. -----| E P. M. -----|

22 D P. M. -----| A

Verse 1

23 P. M. -----| A P. M. -----| E P. M. -----| D P. M. -----| A A

Cra - zy,

but that's how it goes.

25 P. M. -----| A P. M. -----| E P. M. -----| D P. M. -----| A A

> > > >

5 6 7 7 5 4 6 5 3 2 4 2 2 2 0 2 2 2 0

0 0 0 0 0 0 0 0 0 0 0 0 4 0 0 4 0

27 P. M. -----| A P. M. -----| E P. M. -----| D P. M. -----| A A

> > > >

5 6 7 7 5 4 6 5 3 2 4 2 2 2 0 2 2 2 0

0 0 0 0 0 0 0 0 0 0 0 0 4 0 0 4 0

Mil - lions of peop - le, liv - ing as foes.

29 P. M. -----| A P. M. -----| E P. M. -----| D P. M. -----| A A

> > > >

5 6 7 7 5 4 6 5 3 2 4 2 2 2 0 2 2 2 0

0 0 0 0 0 0 0 0 0 0 0 0 4 0 0 4 0

31 P. M. -----| A P. M. -----| E P. M. -----| D P. M. -----| A A

> > > >

5 6 7 7 5 4 6 5 3 2 4 2 2 2 0 2 2 2 0

0 0 0 0 0 0 0 0 0 0 0 0 4 0 0 4 0

May - be, it's not too late.

33 P. M. -----| A P. M. -----| E P. M. -----| D P. M. -----| A A

To

35 P. M. -----| A P. M. -----| E P. M. -----| D P. M. -----| A A

learn how to love

and for - get how to hate.

A5

E5

37

38 D5 A Pick slide

46 A5 P. M. -----|E5

2 4 2 4 3 4 3 2 3 2 3 2 | 2 2 0 4 0 5 4 2

I'm go - ing off the

48 F#5 F#5 Harm.-----| A5 P. M. -----| E5

(5) (4) (2) 4 0 | 4 0 2 2 2 4 | 2 2 0 4 2 0 2 4

rails on a cra - zy train.

51 F#5 F#5 Harm.-----| D5 E5

4 2 0 2 2 2 4 | 3 2 0 5 4 2 2 0 0 2 4

Let's go!

Pre - Verse

53 P. M. -----| A P. M. -----| E P. M. -----| D P. M. -----| A A

5 6 7 0 0 0 0 0 0 0 0 0 | 5 3 2 4 0 0 4 0 2 2 2 0 4 0

55 P. M. -----| A P. M. -----| E P. M. -----|

56 D P. M. -----| A P. H. P. H. P. H.

I've

Verse 2

57 P. M. -----| A P. M. -----| E P. M. -----| D P. M. -----| A A

lis - tened to preach - ers, I've lis - tened to fools.

59 P. M. -----| A P. M. -----| E P. M. -----| D P. M. -----| A A

I've

61 P. M. -----| A P. M. -----| E P. M. -----| D P. M. -----| A A

watched all the drop - outs, who make their own rules

63 P. M. -----| A P. M. -----| E P. M. -----| D P. M. -----| A A

One

65 P. M. -----| A P. M. -----| E P. M. -----| D P. M. -----| A A

per - son con - di - tioned to rule and cont - rol.

67 P. M. -----| A P. M. -----| E P. M. -----| D P. M. -----| A A

The

69 P. M. -----| A P. M. -----| E P. M. -----| D P. M. -----| A A

me - dia sells it and you live the role.

71 A5 E5

72 D5 A Pick slide

Pre - Chorus 2

73 F#5 F#5 F#5 D5 Harm. -----| F#5 F#5 D5

Men - tal wounds still scream - ing, driv - ing me in - sane.

Chorus 2

76 A5 P. M. - - - - | E5 E5

77 E5

I'm go - ing off the rails on a cra - zy train.

79

80

Finger slide


I'm

81 A5 P. M. - - - - | E5 E5 F#5 F#5 Harm. - - - - | A5

82 E5 F#5 F#5 Harm. - - - - | A5

83

go - ing off the rails on a cra - zy train.

84 E5  F#5 F#5 Harm.-----| D5 Randy releases finger early

86 E5 Finger slide Bridge F#5

I know that

88 A5 P. M. -----| E5 P. M. -----| F#5 D5 E5 P. M. -----|

things are go - ing wrong for me.

91 F#5 92 A5 P. M. -----| E5 P. M. -----| F#5 93

You got - ta lis - ten to my words,

Guitar Solo

Tap twice while holding 10th fret with left hand, pull off and hammer on once, repeat
The lead guitar track in the left speaker of the studio version

D5 E5

94 95

T T T T T T

Yeah, yeah, yeah!

T T T T T T T

96

Continue trilling while gently pressing and releasing whammy bar


1/4 1/2 -1 3/4 1/4


97 98

rake

99 100

101 **14 - 17 - 14** 17 14 **17 - 15 - 14 - 15 - 14** 16 14 **16 - 14 - 16** (16) **17** 14 **14 - 16** **14 - 17** 14

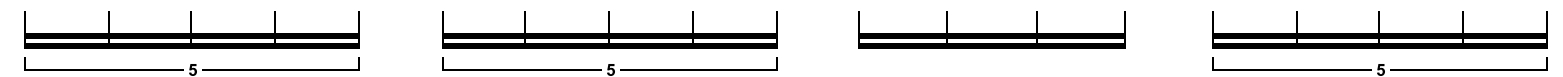
102 full -1  Randy...



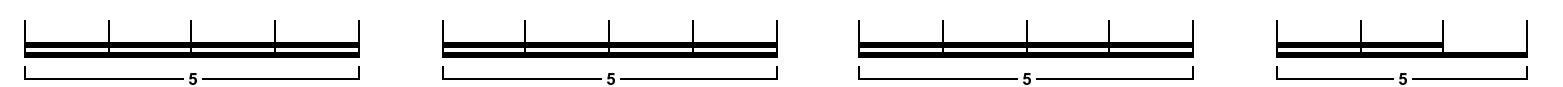
...only picks once here

Continue trilling while moving up high E string

103 17 — 14 — 17 — 14 — 17 — 14 — 17 — 14 — 17 — 14 — 17 — 14 — 18 — 15 — 19 — 16 — 20 — 17 — 21



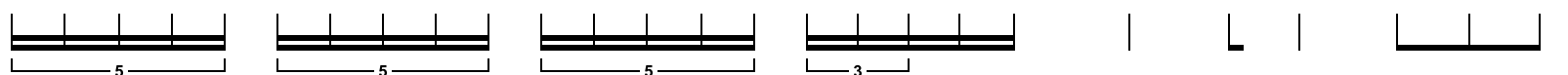
104 17 — 21 — 17 — 21 — 17 — 21 — 17 — 21 — 17 — 21 — 17 — 21 — 17 — 21 — 17 — 19 — 17 — 19 — 16



105 19 - 16 - 19 - 16 - 19 - 16 - 19 - 16 - 19 - 16 - 19 - 16 - 19 - 16 - 14 - 14 - 15 - 14 17 14

106 full 17 17 full 15 - 14 16

These two notes...



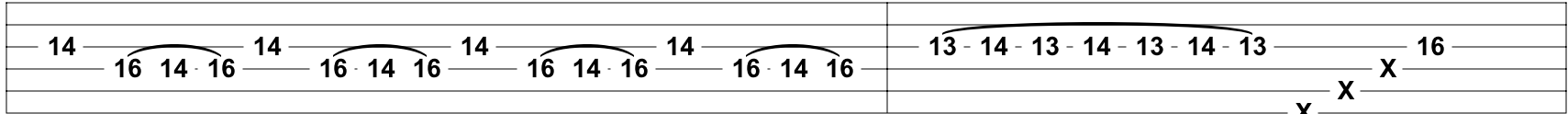
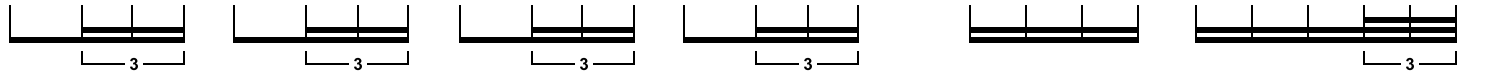
...are different in the other guitar track

P. M. - - - - | P. M. - - - - | P. M. - - - - | P. M. - - - - |

rake 

107

108

Play with index, middle, and pinkie

P. M. - - - - - |

□ V □ V □ V □


□

□

□

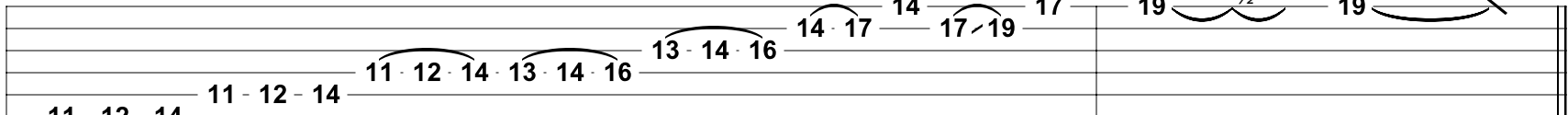
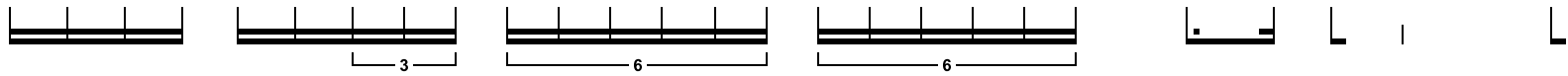
V

□

full full 

109

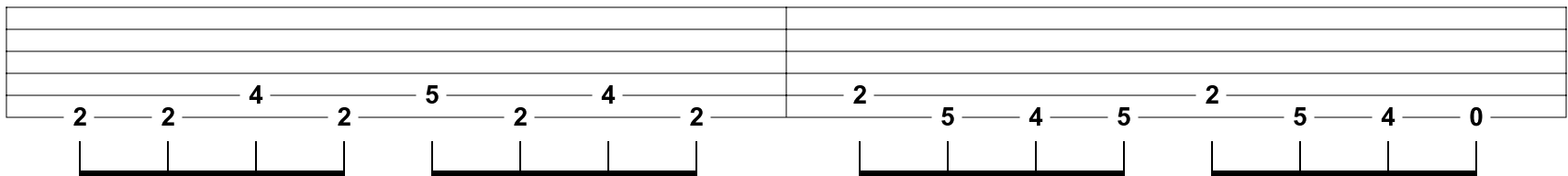
110

Post - Solo

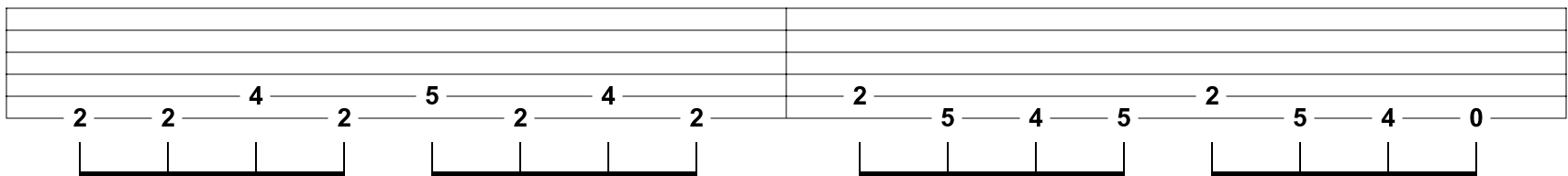
111

112



113

114



115

116

117

118

D5

E5

Pre - Verse

119 P. M. -----| A > P. M. -----| E > P. M. -----| D > P. M. -----| A > A

121 P. M. -----| A > P. M. -----| E > P. M. -----|

129 P. M. -----| A P. M. -----| E P. M. -----| D P. M. -----| A

5 6 7 5 6 7 2 2 2 4

0 0 0 0 0 0 0 0 0 0 0 0 3 1/4

131 P. M. -----| A P. M. -----| E P. M. -----| D P. M. -----| A A

5 6 7 7 5 4 6 5 3 2 4 2 2 2 0 2 2 2 0

0 0 0 0 0 0 0 0 0 0 4 0 4 0

Cra - zy, I just can - not bear.

133 P. M. -----| A P. M. -----| E P. M. -----| D P. M. -----| A A

5 6 7 7 5 4 6 5 3 2 4 2 2 2 0 2 2 2 0

0 0 0 0 0 0 0 0 0 0 4 0 4 0

I'm

135 P. M. -----| A P. M. -----| E P. M. -----| D P. M. -----| A A

5 6 7 7 5 4 6 5 3 2 4 2 2 2 0 2 2 2 0

0 0 0 0 0 0 0 0 0 0 4 0 4 0

liv - ing with some - thing that just isn't fair.

137

A5 E5

138 >

D5 A Pick slide

Pre-Chorus 3

F#5 F#5 D5 Harm. 1/4 F#5 F#5 D5

139 140 141

Men - tal wounds not heal - ing, who and what's to blame?

Chorus 3

P. H. A5 P. M. E5 E5

142 143 144

I'm go - ing off the rails on a cra - zy train.

145

(16) 14 14 17 14 17 full 15 15 18 15 18 full 16 16 19 16 19 full 17 17

6 5 5

146

20 17 20 full 18 18 21 18 21 full 19 19 22 19

Finger slide

21-19-17-15-13-11-9-7-5-3

147

5 4 2 2 0

4 0

A5 P. M. ---- | E5

I'm go - ing off the rails

148

(5) (4) (2) (2) (0)

2 2 0

4 0

1/4

on a cra - zy train.

149

4 2 0 4 2 2 2 4

4 2

F#5 F#5 Harm.----- | A5

150

(2) (2) (2) (0)

2 2 0

4 2 0 2 4

E5

151

4 2 0 4 2 2 2 4

4 2

F#5 F#5 Harm.----- | D5

Outro

F#5

dim. ----- |

E5

Finger slide

152

153

A5
dim. -----

P. M. ---- | E5

P. M. ----- | F#5

D5

E5

P. M. ----- |

154

155

156

F#5
dim. -----

A5

P. M. ---- | E5

P. M. ----- | F#5

157

158

159

D5
dim. -----

E

F#5

A5

P. M. ---- | E5

P. M. ----- |

160

161

162

Ha - ha - ha - ha - ha - ha - ha - ha - ha - ha!

An egg!

. Haha!

F#5 dim. -----| F#5

D5 E5 P. M. -----|

163 **164** **165**

11 — 11	3 — 3	X — X	5 — 5	11 — 11
11 — 11	2 — 2	X — X	4 — 4	11 — 11
9 — 9	0 — 0	X — X	2 — 2	9 — 9
	0 — 0	X — X	0 — 0	

An egg, | egg!